





Year 6 Arithmetic Quiz 1

Add and subtract 10 and 100.



1 $55 + 10 =$



2 $27 + 10 =$



3 $91 + 10 =$



4

$$306 + 100 =$$



5

$$561 + 100 =$$



6


$$924 + 100 =$$



Adding and subtracting three-digit numbers and ones, tens and hundreds.

13


$719 + 6 =$



A large grid for calculation, with a small empty box at the bottom right for the answer.

14


$997 + 4 =$



A large grid for calculation, with a small empty box at the bottom right for the answer.

15

$350 - 9 =$



A large grid for calculation, with a small empty box at the bottom right for the answer.

16

$818 - 7 =$

17

$902 + 20 =$

18

$482 + 70 =$

Year 6 Arithmetic Quiz 1: Answers

1. 65
2. 37
3. 101
4. 406
5. 661
6. 1024
7. 49
8. 15
9. 93
10. 482
11. 967
12. 82
13. 725
14. 1001
15. 341
16. 811
17. 922
18. 552
19. 653
20. 357
21. 869
22. 1237
23. 99
24. 507
25. 42
26. 56
27. 22
28. 8
29. 12
30. 7
31. 480
32. 80
33. 360
34. 70
35. 330
36. 90

Year 6 Arithmetic Quiz 1

Find 10 or 100 more or less than a given number

Add 10 or 100 by increasing the tens or hundreds digit: $285 + 10 = 295$.

Where the digit is a 9, the next place value increases by a hundred or thousand and the ten or hundred will be 0: $295 + 10 = 305$

Subtract 10 or 100 by decreasing the tens or hundreds digit: $412 - 10 = 402$

Where the digit is a 0, the next place value is decreased by a hundred of thousand and the ten or hundred will be 9: $402 - 10 = 392$

Adding and subtracting three-digit numbers and ones, tens and hundreds

As with adding or subtracting 10 or 100, adding ones, tens or hundreds involves adding or subtracting the relevant place value and sometimes this may affect the next higher place value as well.

$$273 + 4 = 277 \text{ because } 3 + 4 = 7$$

$$286 + 8 = 294 \text{ because } 86 + 8 = 94$$

or

$$349 - 30 = 319 \text{ because } 40 - 30 = 10 \text{ or } 4 \text{ tens} - 3 \text{ tens} = 1 \text{ ten}$$

$$723 - 50 = 673 \text{ because } 120 - 50 = 70 \text{ or } 12 \text{ tens} - 5 \text{ tens} = 7 \text{ tens}$$

If your child struggles with these, then start with a problem similar to the first example each time. It will take lots of practice to embed this process fully, even if your child says they 'understand' it.

Multiplication tables

Children need to know all the multiplication tables to 12×12

$$7 \times 6 = 42$$

$$56 \div 8 = 7$$

Use the multiplication facts

$$7 \times 60 = 420$$

$$560 \div 8 = 70$$